



401-12V						402-24V		
No load speed $n_0$ (r.p.m.)	Nominal speed $n_H$ (r.p.m.)	Nominal Torque (N.m)	No load speed $n_0$ (r.p.m.)	Nominal speed $n_H$ (r.p.m.)	Nominal Torque (N.m)			
842,57	665,19	0,23	842,57	665,19	0,23			
607,03	479,23	0,32	607,03	479,23	0,32			
350,23	276,50	0,56	350,23	276,50	0,56			
237,95	187,85	0,74	237,95	187,85	0,74			
125,62	99,17	1,39	125,62	99,17	1,39			
82,84	65,40	2,11	82,84	65,40	2,11			
61,52	48,57	2,56	61,52	48,57	2,56			
40,57	32,03	3,88	40,57	32,03	3,88			
32,48	25,65	4,85	32,48	25,65	4,85			
25,60	20,21	6,15	25,60	20,21	6,15			
21,42	16,91		21,42	16,91				
12,54	9,90		12,54	9,90				
7,91	6,24		7,91	6,24				
7,23	5,71		7,23	5,71				
6,06	4,78		6,06	4,78				

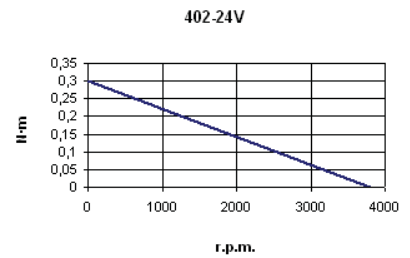
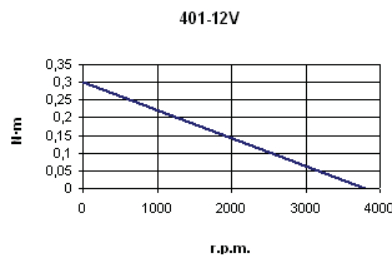
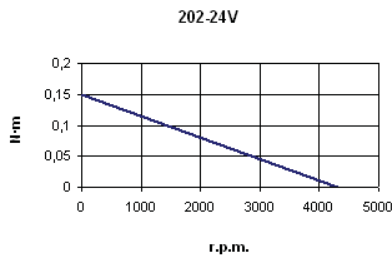
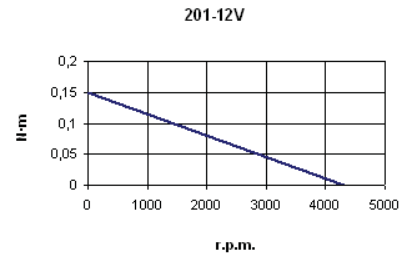
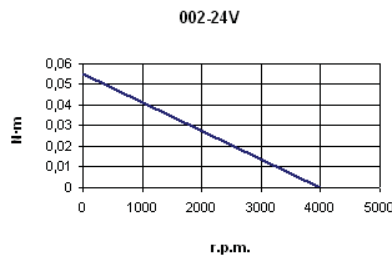
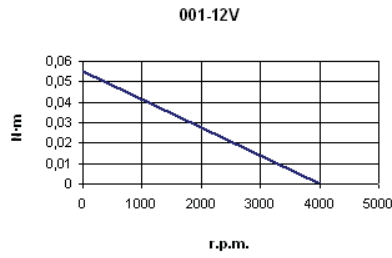
**NO LOAD SPEED/NOMINAL TORQUE**

Motor BHL 001-12V= 4000 r.p.m./0,055Nm.  
 Motor BHL 002-24V= 4000 r.p.m./0,055Nm.  
 Motor BHL 201-12V= 4300 r.p.m./0,15Nm.  
 Motor BHL 202-24V= 4300 r.p.m./0,15Nm.  
 Motor BHL 401-12V= 3800 r.p.m./0,3Nm.  
 Motor BHL 402-24V= 3800 r.p.m./0,3Nm.

**WARNING:** The load might reduce final speed up to 40%.

**Ex** Exceeds maximal admissible torque

**CURVES**



**GEARBOX TIPS:**

**Noise:** noise level depends on load symmetry, location (avoid acoustic resonance), and rotation speed; the lower the speed on the input shaft (motor), the lower the noise.