

NO LOAD SPEED/NOMINAL TORQUE

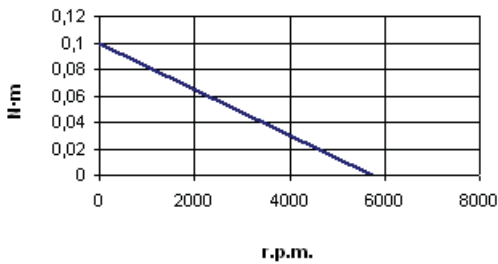
Motor BG 32x10-24V= 5730 r.p.m./0,1Nm.
 Motor BG 32x20-24V= 4960 r.p.m./0,22Nm.
 Motor BG 32x10 KI-12V= 5820 r.p.m./0,099Nm.
 Motor BG 32x20 KI-24V= 5110 r.p.m./0,207Nm.

WARNING: The load might reduce final speed up to 40%.

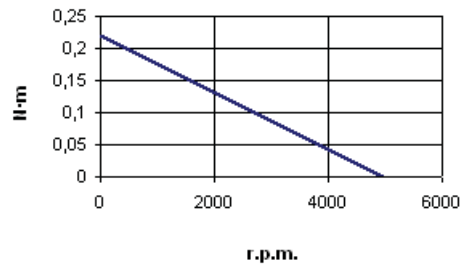
Ex Exceeds maximal admissible torque

CURVES

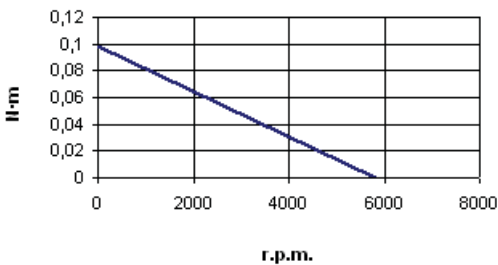
BG32x10 24V



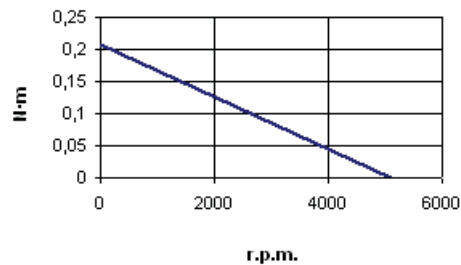
BG32x20 24V



BG32x10KI 12V



BG32x20KI 24V



GEARBOX TIPS:

Noise: noise level depends on load symmetry, location (avoid acoustic resonance), and rotation speed; the lower the speed on the input shaft (motor), the lower the noise.